



OREGON
DEPARTMENT OF
EDUCATION

Oregon achieves... together!

OREGON AT-A-GLANCE SCHOOL PROFILE

Aloha High School

PRINCIPAL: Matt Casteel | GRADES: 9-12 | 18550 SW Kinnaman Rd, Beaverton 97078 | 503-356-2760

2021-22

Students We Serve




1,636


Student Enrollment

DEMOGRAPHICS


American Indian/Alaska Native



Asian




Black/African American




Hispanic/Latino



Multiracial



Native Hawaiian/Pacific Islander



White



45%

Ever English
Learners



31

Languages
Spoken

18%

Students
with
Disabilities

95%

Required
Childhood
Vaccinations

>95%

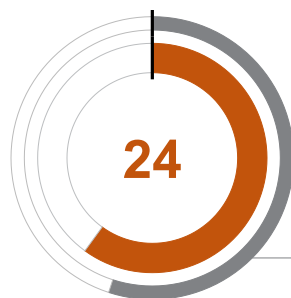
Free/
Reduced
Price Lunch

* <10 students or data unavailable

School Environment

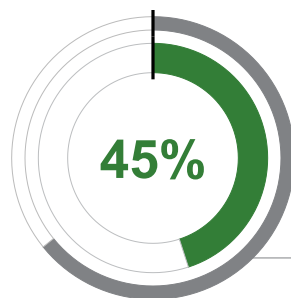
CLASS SIZE

Median size of classes in core subjects.



REGULAR ATTENDERS

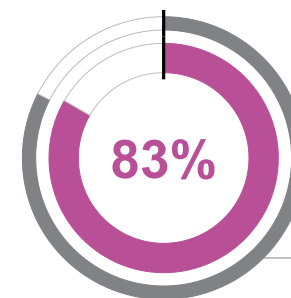
Students who attended more than 90% of their enrolled school days.



Academic Progress

ON-TRACK TO GRADUATE

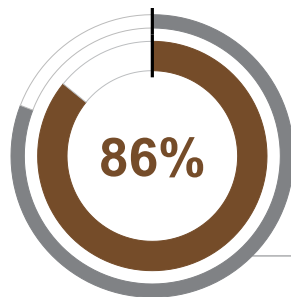
Students earning one-quarter of graduation credits in their 9th grade year.



Academic Success

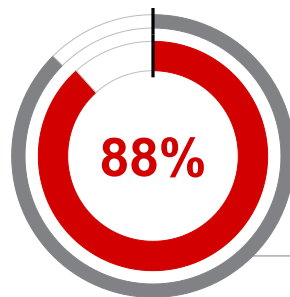
ON-TIME GRADUATION

Students earning a diploma within four years. Cohort includes students who were first-time ninth graders in 2017-18 graduating in 2020-21.



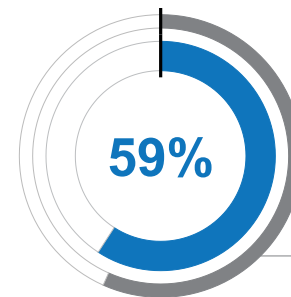
FIVE-YEAR COMPLETION

Students earning a high school diploma or GED within five years. Cohort includes students who were first-time ninth graders in 2016-17 finishing in 2020-21.



COLLEGE GOING

Students enrolling in a two or four year college within 16 months of completing high school in 2019-20. Data from the National Student Clearinghouse.



School Goals

WE empower all students to achieve post-high school success.

Measures for this goal include proficiency in English, mathematics, and science on the ACT, missing fewer than 10 days of school, earning a diploma, and completing 4 or more credits in career learning areas.

State Goals

The Oregon Department of Education is partnering with school districts and local communities to ensure a 90% on-time, four year graduation rate by 2025. To progress toward this goal, the state will prioritize efforts to improve attendance, provide a well-rounded education, invest in implementing culturally responsive practices, and promote continuous improvement to close opportunity and achievement gaps for historically and currently underserved students.

Safe & Welcoming Environment

WE are committed to providing all of our students and families with safe, caring and inclusive learning environments, free from bullying, intimidation, and harassment. We will not tolerate any form of discrimination and we will take swift action to address concerns. We have a Board Policy (AC) on non-discrimination. We will serve all students and families.

Students reporting:

- Feeling safe, welcomed, and accepted at school: 76%
- At least one adult at school really cares about them: 89%
- Not being bullied at or on the way to or from school: 82%



OREGON
DEPARTMENT OF
EDUCATION

Oregon achieves... together!

OREGON AT-A-GLANCE SCHOOL PROFILE CONTINUED

Aloha High School

2021-22

Outcomes

Our Staff (rounded FTE)



101

Teachers



12

Educational
assistants



12

Counselors/
Psychologists



83%

Average teacher
retention rate



86%

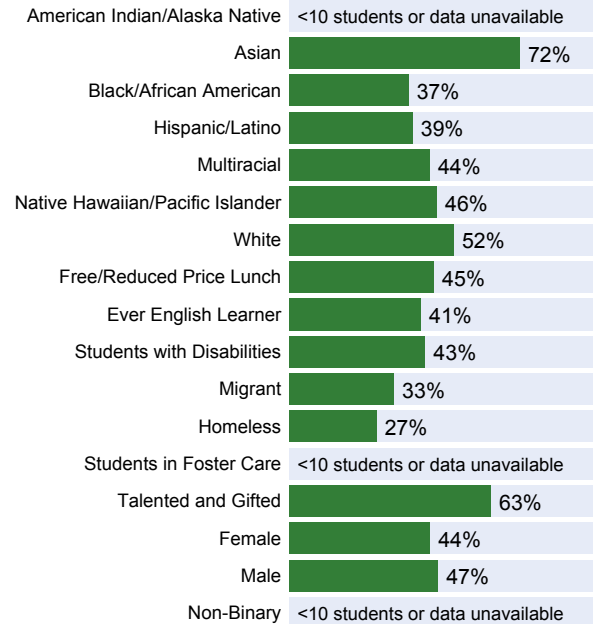
% of licensed teachers
with more than 3 years
of experience



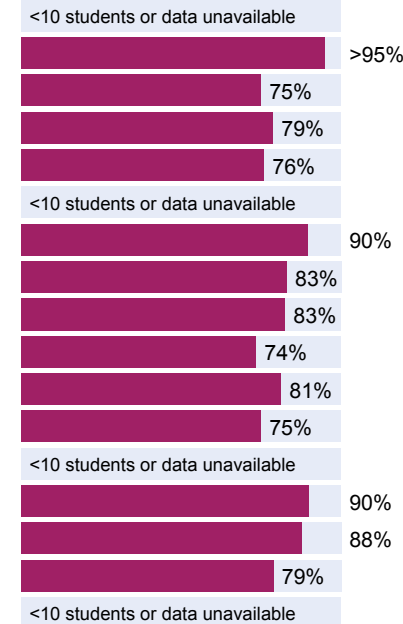
Yes

Same principal in
the last 3 years

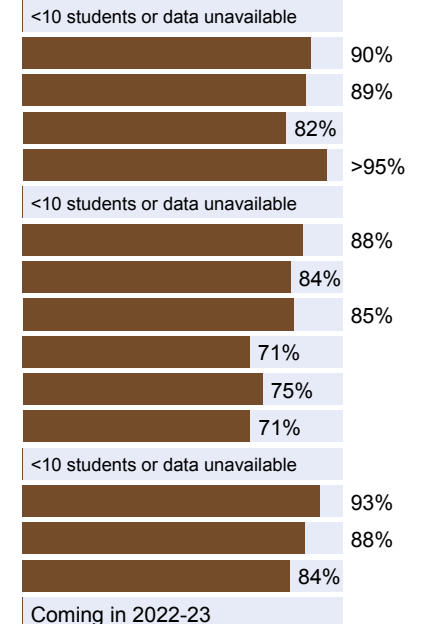
REGULAR ATTENDERS



ON-TRACK TO GRADUATE



ON-TIME GRADUATION



About Our School

ADVANCED COURSEWORK

WORLD LANGUAGE COURSES
Spanish, French

HONORS & DUAL -ENROLLMENT COURSES

- Spanish Dual Language Program
- 18 Advanced Placement (AP) courses
- Dual credit courses (contact school)

CAREER & TECHNICAL EDUCATION

Career Pathways in:
Architectural Drafting/Construction

- Automotive Technology
- Education

- Marketing

- Software Design and Information Technology
- Film and Video Production

In 2020-21,
94.3% of CTE Concentrators earned a diploma in four years.

EXTRACURRICULAR ACTIVITIES

Students in grades 9-12 reporting participating in at least one extracurricular activity: 49%

See school website for activities available to students.

PARENT & COMMUNITY ENGAGEMENT

Parents, community members, faith partners, businesses and non-profits are all committed to the success of all of our students.

67% of parents report they are valued as an active participants in their child's school.

50% of parents report that the school encourages feedback from parents and the community.